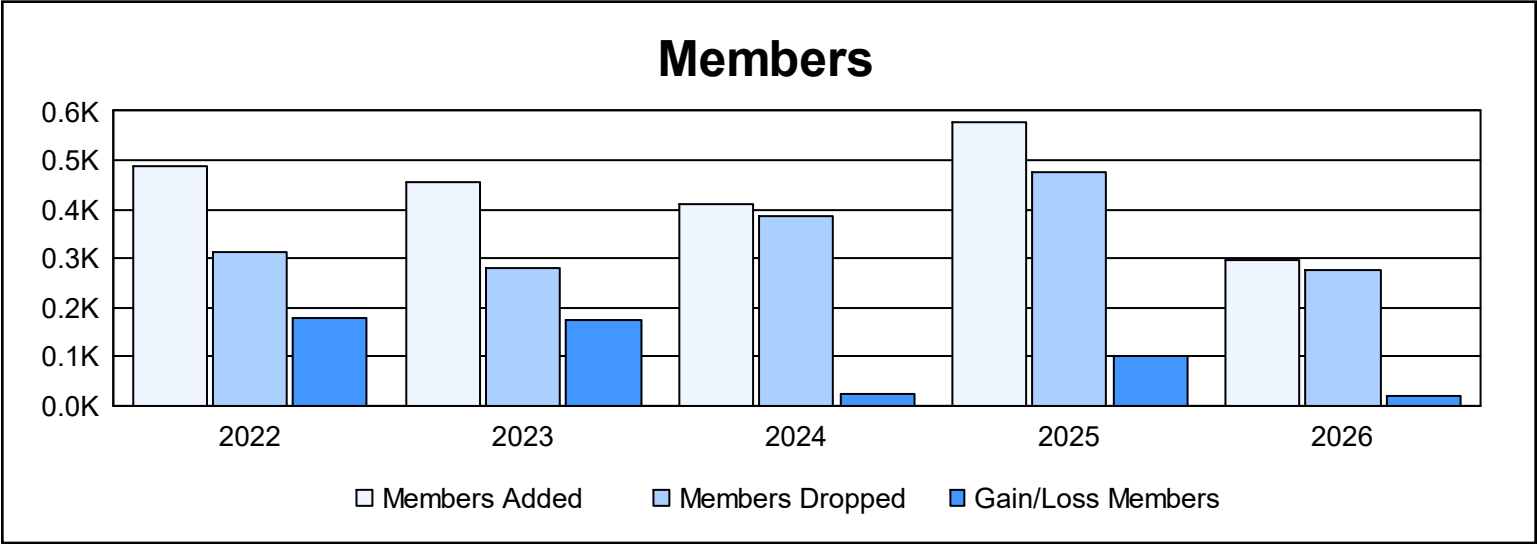
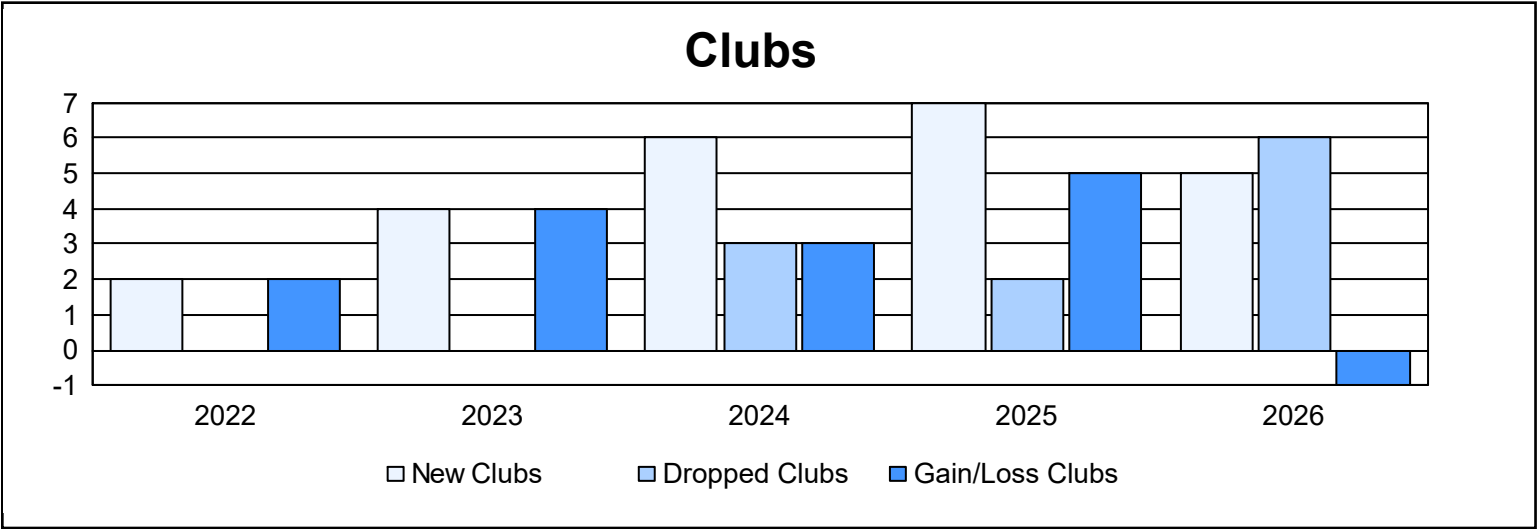
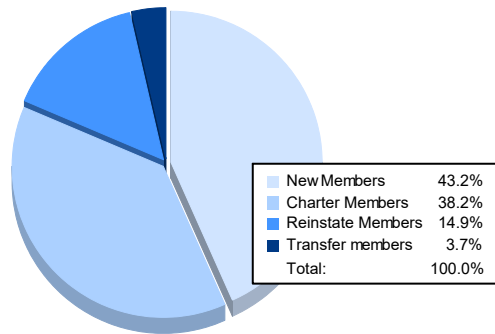


| Year | New Clubs | Dropped Clubs | Gain/ Loss Clubs | New Members | Charter Members | Reinstate Members | Transfer Members | Total Member Added | Total Members Dropped | Gain/ Loss Members |
|-----------|-----------|---------------|------------------|-------------|-----------------|-------------------|------------------|--------------------|-----------------------|--------------------|
| 2021-2022 | 2 | 0 | 2 | 365 | 102 | 15 | 7 | 489 | 312 | 177 |
| 2022-2023 | 4 | 0 | 4 | 248 | 152 | 43 | 13 | 456 | 282 | 174 |
| 2023-2024 | 6 | 3 | 3 | 227 | 132 | 42 | 11 | 412 | 388 | 24 |
| 2024-2025 | 7 | 2 | 5 | 318 | 157 | 81 | 21 | 577 | 474 | 103 |
| 2025-2026 | 5 | 6 | -1 | 128 | 113 | 44 | 11 | 296 | 276 | 20 |
| Average | 5 | 2 | 3 | 257 | 131 | 45 | 13 | 446 | 346 | 100 |



Membership Composition January 2026 Cumulative



Gender Composition January 2026 Cumulative

